












Resource Document # 1 - Pictures cut outs to be used for fraction family





Resource Document # 2 – 2 sets of Fraction Bar



--	--	--	--	--	--	--	--

--	--	--	--	--	--	--	--

--	--	--	--	--	--	--	--

--	--	--	--	--	--	--	--

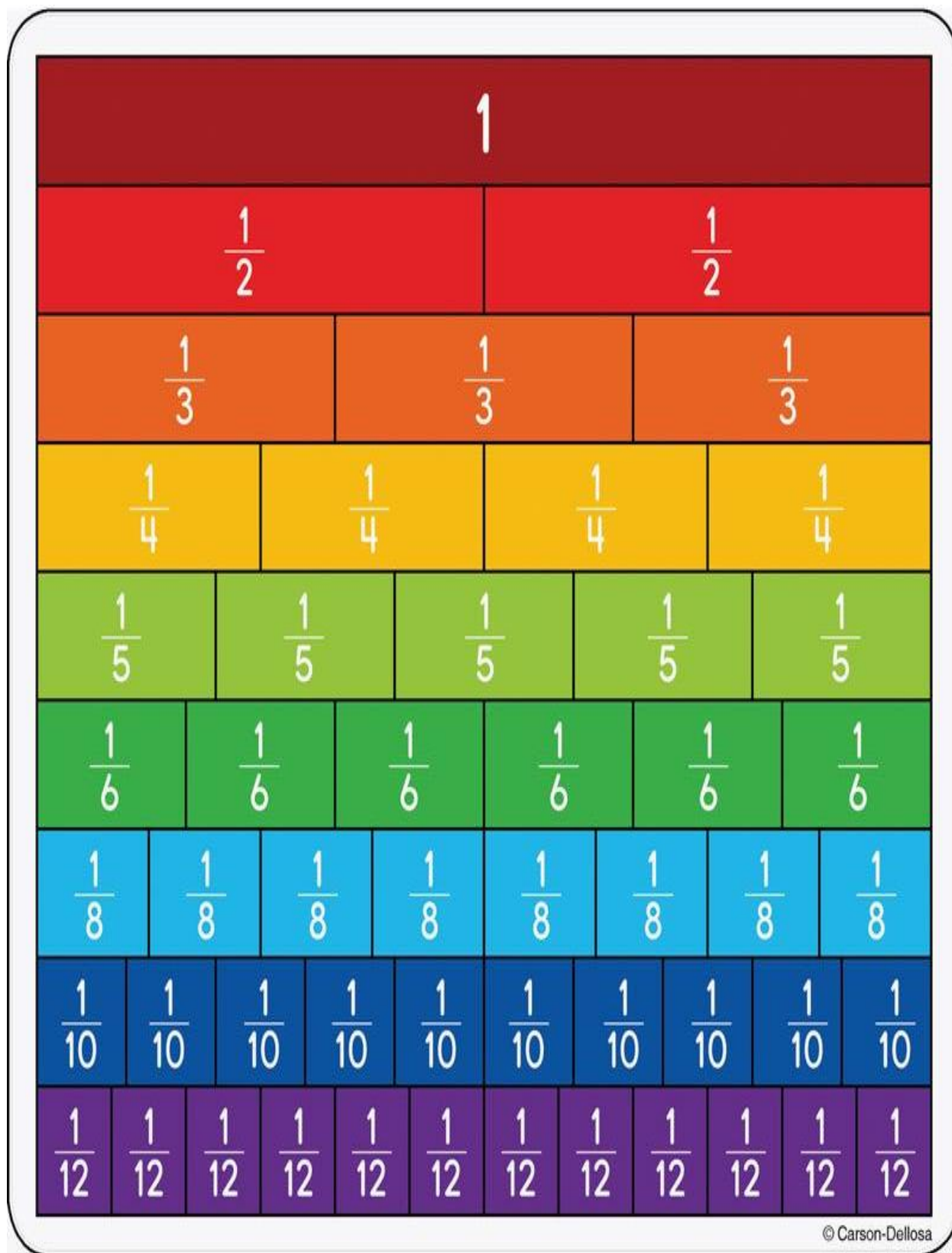
--	--	--	--	--	--	--	--

--	--	--	--	--	--	--	--

--	--	--	--	--	--	--	--

--	--	--	--	--	--	--	--

Resource Document # 3 – Fraction strip








Resource Document # 4 – Records of Fraction Family

Students will select one piece of any fraction strips, bar or tower and record the name, symbol and family in the record sheet below. If the student select a third then it would be recorded similar to that example in the table.

Fraction Name	Fraction Symbol	Fraction Family
One third/1 third	$\frac{1}{3}$	Thirds


Resource Document # 5 - Am I Symmetrical

Students will examine the pictures in the table below then indicate which is symmetrical or not by circling 'yes' or 'no'

Pictures	Yes or No
	
	
	
	
	

Resource Document # 6 – Symmetrical Letter of the Alphabet

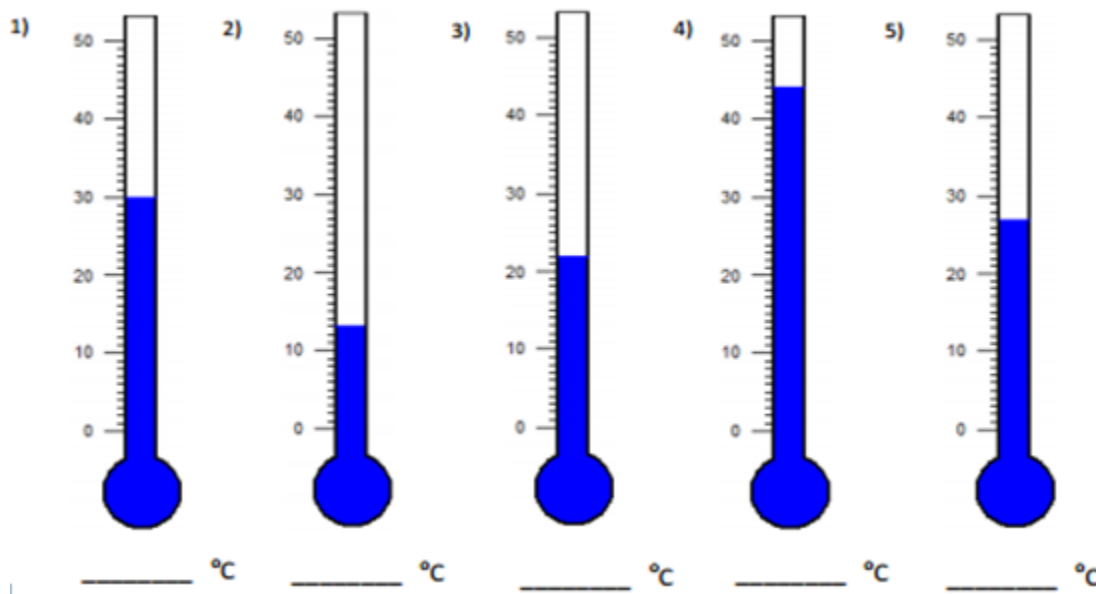
Students will draw a line of symmetry through the letters that are symmetrical.



PrintableParadise.com

Resource Document # 7 - Temperature Reading Worksheet

Write the numeral which represents the temperature below.



Shade the thermometer to show the temperature.

