




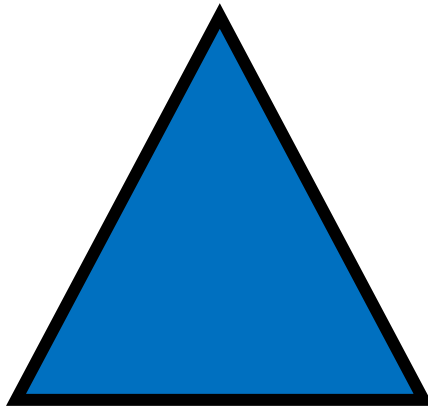




RESOURCE DOCUMENT # 1: TABLE

Length	Mass	Capacity

RESOURCE DOCUMENT:2 LABELS FOR SCAVENGER HUNT


Cup**Metre****Heavy****Empty****Long****Litre****Weigh****Kilogram****Full****Ruler****Scale****Kilometre**

RESOURCE DOCUMENT #3: SHAPES FOR 'SHAPES SHUFFLE'




RESOURCE DOCUMENT #4: COLLAGE






Colour the circles red, the rectangles blue, the squares yellow and the triangles green.



RESOURCE DOCUMENT # 5: FISH FOR 'GO FISHING' GAME




RESOURCE DOCUMENT # 6: TABLE FOR DATA COLLECTION

TABLE SHOWING THE NUMBER OF FISH COLLECTED					
	Orange Fish	Green Fish	Blue Fish	Yellow Fish	Gold Fish
					
Number of Fish					

RESOURCE DOCUMENT # 7: REPORT CARD**REPORT CARD**


- We collected _____ Orange fish.
- We collected _____ Green fish.
- We collected _____ Blue fish.
- We collected _____ Yellow fish.
- We collected _____ Gold fish.
- The _____ fish was the most we collected.
- The _____ fish was the least we collected.
- We collected a total of _____ orange and blue fish.
- We collected a total of _____ yellow and green fish.
- We have collected _____ fish altogether.

RESOURCE DOCUMENT # 8: PIECES FOR PICTOGRAPH ACTIVITY



(To obtain more just photocopy this page or print it more than once to suite your class size)

RESOURCE DOCUMENT # 9: SAMPLE PICTOGRAPH (Create two life size pictographs to be mounted in the classroom; one for the females and the other for the males)

Months of the Year	Students born in each month
January	
February	
March	
April	
May	
June	
July	
August	
September	
October	
November	
December	